

new perspectives



lighting collection

on scandinavian design

Muuto is rooted in the Scandinavian design tradition characterized by enduring aesthetics, functionality, craftsmanship and an honest expression. By expanding this heritage with forward-looking materials, techniques and bold creative thinking, our ambition is to deliver new perspectives on Scandinavian design.

new perspectives on scandinavian design

Our collection covers the full spectrum of lighting—table, floor, portable, wall lamps, and pendants—all designed with forward-thinking functionality at their core. This allows you to adapt each piece to the unique atmosphere of any space, adding a contemporary yet enduring sentiment that remains a strong presence even when not in use. Discover our new perspectives on modern lighting.

content

collection
inspiration
find out more

4
6
68

2



**a simple guide
to lighting**



Scan to explore
our Lighting Guide

Lighting brings an interior together —it sets the mood, accentuates the space, and allows us to focus or relax. In our digital Lighting Guide, we take you through the basics of lighting in the home: which light to choose for which room, how to combine light sources to create an atmosphere, how to mount your lamp, and so much more.

pendant lamps

16



Strand Pendant Lamp
p. 16

Rime Pendant Lamp
p. 19

Two-layer Pendant Lamp
p. 20

Ambit Pendant Lamp
p. 22

Ambit Rail Lamp
p. 23



Top Pendant Lamp
p. 24

Fine Suspension Lamp
p. 27

Linear Pendant Lamp
p. 28

Under the Bell Pendant Lamp
p. 29

Unfold Pendant Lamp
p. 31



E27 Pendant Lamp
p. 32

Fluid Pendant Lamp
p. 34

Grain Pendant Lamp
p. 35

table lamps

36




Dedicate Table Lamp
p. 36

Set Table Lamp
p. 39

Tip Table Lamp
p. 40

Leaf Table Lamp
p. 41




Linear Table Lamp
p. 42

Strand Table Lamp
p. 43

Beam Table Lamp
p. 44

Cosy in Grey Table Lamp
p. 45



Focus Table Lamp
p. 46

Control Table Lamp
p. 47

Post Table Lamp
p. 48

portable lamps

53



Piton Portable Lamp
p. 49

Ease Portable Lamp
p. 50

wall lamps

53




Calm Wall Lamp
p. 53

Ambit Wall Lamp
p. 54

Dedicate Wall Lamp
p. 55

Post Wall Lamp
p. 56

Tip Wall Lamp
p. 58



Rime Wall Lamp
p. 59

Fine Wall Lamp
p. 60

floor lamps

62



Leaf Floor Lamp
p. 62

Tip Floor Lamp
p. 63

Post Floor Lamp
p. 65

Pull Floor Lamp
p. 67

Strand Pendant Lamp
by Benjamin Hubert



6



Muto Lighting

7

Set Table Lamp
by Jamie Wolfond

“The most interesting ideas come from looking a bit differently at something very familiar. For this project, I chose to explore the screw thread as a tool for modulation. The result is a lamp able to intuitively shift between illuminating small and larger surfaces.”

— Jamie Wolfond

Fine Suspension Lamp
by TAF Studio



Two-Layer Pendant Lamp
by Thomas Bentzen



Post Floor Lamp
by Earnest Studio



Beam Table Lamp
by Tom Chung



12

Ambit Wall Lamp
by TAF Studio



13

Ease Portable Lamp
by Johan Van Engel



Top Pendant Lamp
by Big-Game

Tip Table Lamp
by Jens Fager



E27 Pendant Lamp
by Mattias Ståhlbom



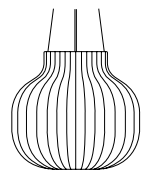
strand pendant lamp

by Benjamin Hubert



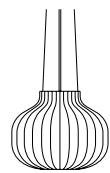
H 60,8 cm / 23.9"

Closed Ø 80 cm / 31.5"



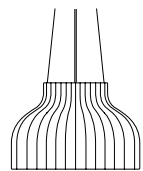
H 54,8 cm / 21.6"

Closed Ø 60 cm / 23.6"



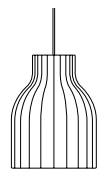
H 36,4 cm / 14.3"

Closed Ø 45 cm / 17.7"



H 40,3 cm / 15.9"

Open Ø 60 cm / 23.6"



H 50,2 cm / 19.8"

Open Ø 40 cm / 15.7"



H 37,4 cm / 14.7"

Open Ø 28 cm / 11"



With its cocoon material filtering light through for a warm, comfortable glow, the Strand Pendant Lamp hovers almost cloud-like in space, bringing comfort, harmony and a refined sensitivity to any room.

Material

Cocoon layer with an inner steel structure, a PVC cord and PVC covered steel wire. Cocoon resin is a cocoon composite material that is sprayed onto a steel frame through a 3-step process of fiber web, cocoon plastic and protective top coating.

Light Source - White canopy included

Ø80 - EU/US: E27/E26, max. 60W Incandescent, 30W SBCFL or 25W SBLED. Light Source not included. Recommended light source: Type G125, Ø125 x 175 mm, E27/E26, max. 60W Incandescent, 30W SBCFL or 25W SBLED. Cord length 500 cm.

Ø60 - EU/US: E27/E26, max. 60W Incandescent, 30W SBCFL or 25W SBLED. Light Source not included. Recommended light source: Type G125, Ø125 x 175 mm, E27/E26, max. 60W Incandescent, 30W SBCFL or 25W SBLED. Cord length 500 cm.

Ø45 - EU/US: E27/E26, max. 60W Incandescent, 30W SBCFL or 25W SBLED. Light Source not included. Recommended light source: Type G80, Ø80 x 115 mm, E27/E26, max. 60W Incandescent, 30W SBCFL or 25W SBLED. Cord length 500 cm.

Ø40 - EU/US: E27/E26, max. 40W Incandescent, 13W SBCFL or 13W SBLED. Light Source not included. Recommended light source: Type G80, Ø80 x 115 mm, E27/E26, max. 40W Incandescent, 13W SBCFL or 13W SBLED. Cord length 300 cm.

Ø28 - EU/US: E27/E26, max. 40W Incandescent, 13W SBCFL or 13W SBLED. Light Source not included. Recommended light source: Type G80, Ø80 x 115 mm, E27/E26, max. 40W Incandescent, 13W SBCFL or 13W SBLED. Cord length 300 cm.

Versions

EU, UK, US, AUS/NZL, EURASIA, CHN

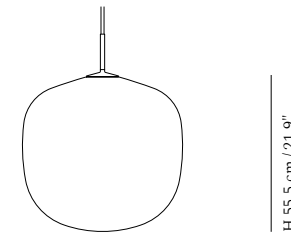




rime pendant lamp

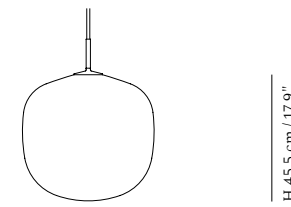
by TAF Studio

The Rime Pendant Lamp brings an elegant, new perspective to the glass pendant through the use of mouth-blown semi-transparent glass.



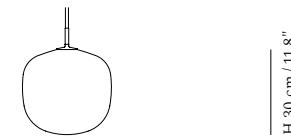
Ø 45 cm / 17.7"

H 55,5 cm / 21.9"



Ø 37 cm / 14.6"

H 45,5 cm / 17.9"



Ø 25 cm / 9.8"

H 30 cm / 11.8"



Ø 18 cm / 7.1"

H 22 cm / 8.7"



Ø 12 cm / 4.7"

H 15 cm / 5.9"



Black

Deep Red

White

Orange

Grey

Material

Mouth-blown glass shade that has been sandblasted. Aluminum, powder coated top-piece and pendant tube. PVC cord.

Light Source - White canopy included

Ø45 - EU/US: E27/E26, max. 60W Incandescent or 18W SBLED. Light source not included. Recommended light source: Type A67, Ø77 x 145 mm, E27/E26, max. 60W Incandescent or 18W SBLED. Cord length 400 cm

Ø37 - EU/US: E27/E26, max. 60W Incandescent or 18W SBLED. Light source not included. Recommended light source: Type A60, Ø60 x 110 mm, E27/E26, max. 60W Incandescent or 18W SBLED. Cord length 400 cm.

Ø25 - EU/US: E14/E12, max. 40W Incandescent or 10W SBLED. Light source not included. Recommended light source: Type P45, Ø45 x 80 mm, E14/E12, max. 40W Incandescent or 10W SBLED. Cord length 400 cm.

Ø18 - EU: G9, max 25W Incandescent. Included light source: G9, 3W LED, 200 lm, 2.700K, 20.000h, CRI >90, dimmable. Cord length 400 cm.

Ø12 - EU: G9, max 25W Incandescent. Included light source: G9, 3W LED, 200 lm, 2.700K, 20.000h, CRI >90, dimmable. Cord length 400 cm.

Please note that the availability of this product or specific variants of it may vary across regions.


Versions

EU, UK, US (except Ø12 & Ø18), AUS/NZL, CHN

two-layer pendant lamp

by Thomas Bentzen

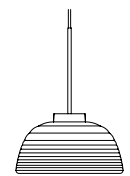
The Two-Layer Pendant brings new perspectives on the classic glass pendant with its rippled, mouth-blown glass, creating unique optical effects from different angles.



Black

Grey

Olive



Ø 37,5 cm / 14.8"

H 51,5 cm / 20.3"

Material

Mouth-blown glass shade, deep drawn and punched metal mesh, spun suspension cap, steel pendant tube. Injection molded diffuser and white canopy.

Light Source

GX53, 6W SBLED. Included Light Source: GX53, 6W SBLED, 350 lm, 2.700K, CRI >90, dimmable. Cord length 400 cm.

Versions

EU, UK, US/CA, AUS/NZL

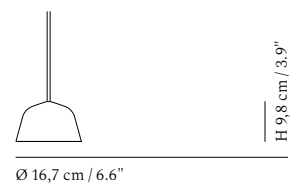
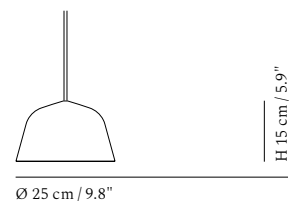
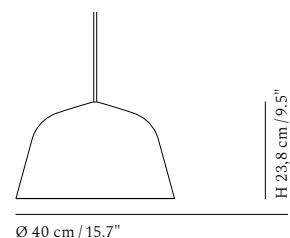
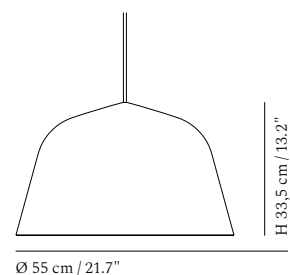

Please note that the availability of this product or specific variants of it may vary across regions.



ambit pendant lamp

by TAF Studio

Embodying the values of Scandinavian design, the Ambit Pendant Lamp is as timeless as it is contemporary, gently enhancing the atmosphere of any room.



Material
Handspun and handpainted aluminum shade, PVC cord.

Light Source - White canopy included
Ø55 – EU/US: E27/E26, max. 60W Incandescent, 13W SBCFL or 11W SBLED. Light source not included. Recommended light source: Type A60, Ø60 x 110 mm, E27/E26, max. 60W Incandescent, 13W SBCFL or 11W SBLED. Cord length 400 cm.

Ø40 – EU/US: E27/E26, max. 60W Incandescent, 13W SBCFL or 11W SBLED. Light source not included. Recommended light source: Type A60, Ø60 x 110 mm, E27/E26, max. 60W Incandescent, 13W SBCFL or 11W SBLED. Cord length 400 cm.

Ø25 – EU/US: E14/E12, max. 60W Incandescent, 13W SBCFL or 11W SBLED. Light source not included. Recommended light source: Type G45 or P45, Ø45 x 85 mm, E14/E12, max. 60W Incandescent, 13W SBCFL or 11W SBLED. Cord length 400 cm.

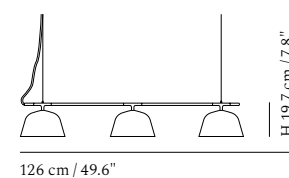

Ø16,5 – EU/US: GX53, max. 12W SBLED. Light source included for EU version only: GX53, 5,5W LED, 330 lm, 2.700K, 30.000h, CRI >90, dimmable. Light source not included for US version. Recommended light source: GX53, Ø75 x 30 mm, max. 12W SBLED. Cord length 400 cm.

Versions
EU, UK, US, AUS/NZL (except Ø16,5), CHN
Please note that the availability of this product or specific variants of it may vary across regions.

ambit rail lamp

by TAF Studio

The Ambit Rail Lamp is characterized by its simple lines and elegant shapes, bringing a refined light to any space.



Material
Rail made from cast and extruded aluminum. Shades in spun aluminum with a PVC cord and steel wires.

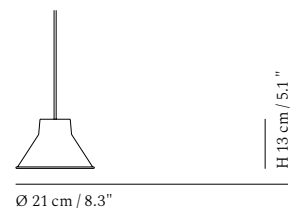
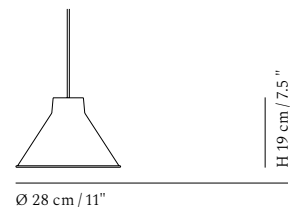
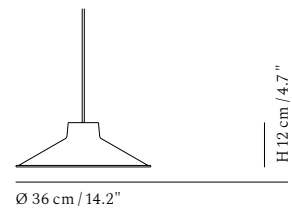
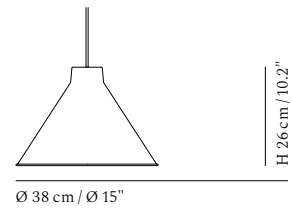
Light Source
EU/US: 3 x E14/E12, max. 60W Incandescent, 13W SBCFL or 11W SBLED. Light source not included. Recommended light source: Type G45 or P45, Ø45 x 85 mm, 3 x E14/E12, max. 60W Incandescent, 13W SBCFL or 11W SBLED. Cord and wire length 400 cm.

Versions
EU, UK, US, AUS/NZL, CHN

top pendant lamp

by Big-Game

With its universal and simple design, Top Pendant is a contemporary reinterpretation of the archetypical cone-shaped pendant. Its top is a striking feature designed to fit neatly its compact LED light source. Manufactured in spun steel with a graphic rolled hem.



Material
Spun steel shade with a high gloss wet paint finish. PVC cord. Socket in nylon.

Light Source - White canopy included
Ø38 - GX53, 9W SBLED. Included Light Source: GX53, 9W SBLED, 500 lm, 2.700K, CRI >90, dimmable. Cord length 400 cm.

Ø36 - GX53, 6W SBLED. Included Light Source: GX53, 6W SBLED, 350 lm, 2.700K, CRI >90, dimmable. Cord length 400 cm.

Ø28 - GX53, 9W SBLED. Included Light Source: GX53, 9W SBLED, 500 lm, 2.700K, CRI >90, dimmable. Cord length 400 cm.

Ø21 - GX53, 6W SBLED. Included Light Source: GX53, 6W SBLED, 350 lm, 2.700K, CRI >90, dimmable. Cord length 400 cm.

Versions
EU, UK, AUS/NZL





fine suspension lamp

by TAF Studio

Fine Suspension Lamp is a take on a classic tube light combining industrial minimalism with refined detailing. A versatile piece that offers a myriad of options, that can be hung both horizontally and vertically, and as an ambient, general or task light with a 320 degree beam angle.



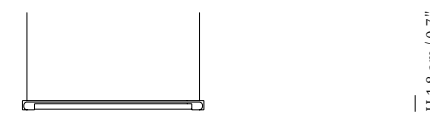
Black Grey Deep Red



L 120 cm / 47.3"



L 90 cm / 35.4"



L 60 cm / 23.6"

Material

Body in pressure-die casted and extruded, powder coated aluminum. Diffuser in extruded opaque plastic. Lamp driver integrated in white plastic canopy.

Light Source

60 cm - 15W integrated, replaceable LED module designed for Right to Repair, meaning that light source can be replaced by an electrician only. 620 lm, 2.700K, 30.000 h, CRI >90, dimmable. Cord length 400 cm, wire length 300 cm.

90 cm - 20W integrated, replaceable LED module, designed for Right to Repair, meaning that light source can be replaced by an electrician only. 950 lm, 2.700K, 30.000 h, CRI >90, dimmable. Cord length 400 cm, wire length 300 cm.

120 cm - 25W integrated, replaceable LED module, designed for Right to Repair, meaning that light source can be replaced by an electrician only. 1.200 lm, 2.700K, 30.000 h, CRI >90, dimmable. Cord length 400 cm, wire length 300 cm.


Versions

EU, UK, AUS/NZL

linear pendant lamp

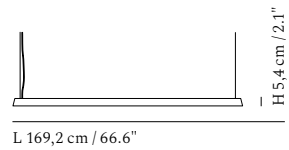
by Thomas Bentzen

Designed to create intimate atmospheres within large spaces, the Linear Pendant Lamp provides dimmable overhead lighting while its elegant profile completes the setting.



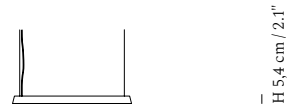
Black

Grey



L 169,2 cm / 66.6"

H 5,4 cm / 2.1"



L 87,2 cm / 34.3"

H 5,4 cm / 2.1"

Material

Lamphead in pressure-die casted and extruded, powder coated aluminum. Diffuser in polycarbonate. PVC cord.

Light Source - White canopy included

L169,2 cm - EU/US: Light source included: Integrated non-replaceable LED, 37,7W, 1880 lm, 3000K, 48.000h, CRI 90, dimmable. Cord length 400 cm.

L87,2 cm - EU/US: Light source included: Integrated non-replaceable LED, 20,3W, 1060 lm, 3.000K, 48.000h, CRI 90, dimmable. Cord length 400 cm.

Versions

EU, UK, AUS/NZL

under the bell pendant lamp

by Iskos-Berlin

Under The Bell Pendant Lamp has a distinctly tactile and modern expression, designed in a material that uses up to 41% fibers from recycled plastic bottles.

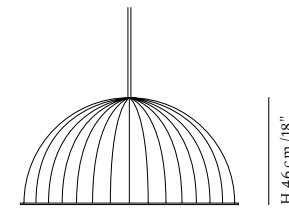


Black

Grey

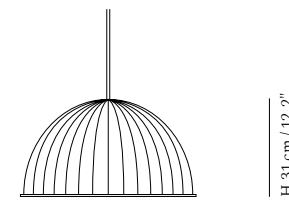
White Melange

Dark Green



Ø 82 cm / 32.25"

H 46 cm / 18"



Ø 55 cm / 21.6"

H 31 cm / 12.2"

Material

Shade is made in up to 41% fibers from recycled plastic bottles. PVC cord. A large sheet of PET material is heated in a mould and pressed into its shape.

Light Source - White canopy included

Ø82 & Ø55 - EU/US: E27, max. 30W SBCFL or 18W SBLED / E26, max. 60W Incandescent or 30W SBCFL. Light source not included. Recommended light source: Type G125, Ø125 x 175 mm, E27, max. 30W SBCFL or 18W SBLED / E26, max. 60W Incandescent or 30W SBCFL. Cord length 500 cm

Versions

EU, UK, US, AUS/NZL, EURASIA, CHN



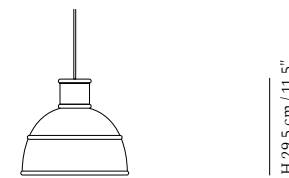
unfold pendant lamp

by Form Us With Love

The soft, silicone rubber shade of Unfold makes for a unique and playful take on the timeless industrial lamp. With its modern expression and soft materiality in a wide variety of colors, the Unfold Pendant Lamp adds a vibrant touch to any room.



Black Dark Grey Light Grey Mustard Terracotta
Orange Green Olive Dark Brown Light Yellow



Ø 32,5 cm / 12.75"

H 29,5 cm / 11.5"

Material

Shade is made of silicone rubber, and the cord is made of PVC.

Light Source - White canopy included

EU/US: E27 max. 60W Incandescent, 20W SBCFL or 18W SBLED / E26, max. 100W incandescent, 20W SBCFL or 20W SBLED. Recommended light source: Type A60, Ø60 x 110 mm, E27 max. 60W Incandescent, 20W SBCFL or 18W SBLED / E26, max. 100W incandescent, 20W SBCFL or 20W SBLED. Cord length 350 cm.

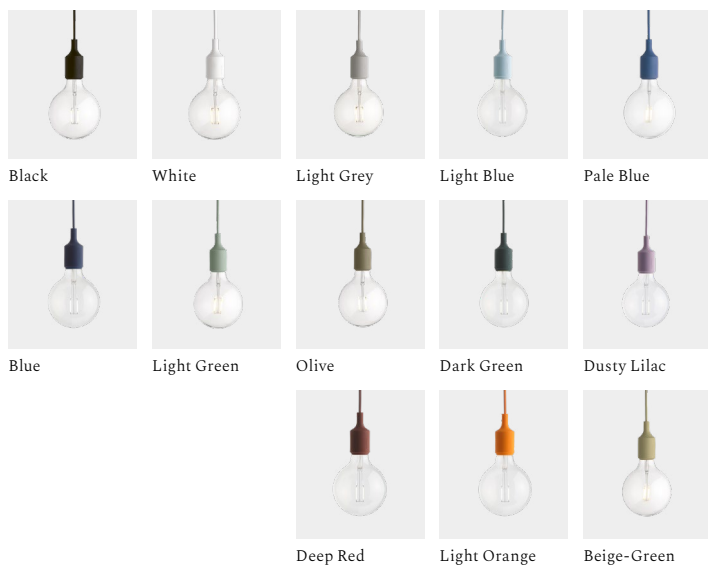
Versions

EU, UK, US, AUS/NZL, EURASIA, CHN

e27 pendant lamp

by Mattias Ståhlbom

With its naked LED bulb and playfully modern silicone rubber material, the E27 Pendant Lamp is a simple yet characterful addition to any space.

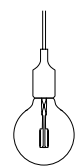


Black White Light Grey Light Blue Pale Blue
Blue Light Green Olive Dark Green Dusty Lilac
Deep Red Light Orange Beige-Green

Material
Silicone rubber, plastic socket inside, and PVC cord.

Light Source - White canopy included
EU/US: E27/E26, max. 40W Incandescent or 6W SBLED. Light source included: Type G125, 2W LED, 180 lm, 2.500K, 20.000h, CRI >90, dimmable. Cord length 400 cm.

Versions
EU, UK, US, AUS/NZL, EURASIA, CHN



H 23 cm / 9"

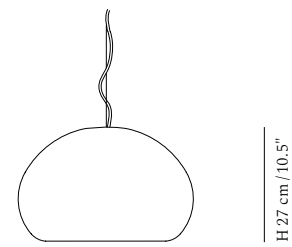
Ø 12,5 cm / 5"




fluid pendant lamp

by Claesson Koivisto Rune

Inspired by a resting drop of water, the Fluid Pendant Lamp shows how soft light can diffuse throughout a space to create a cozy atmosphere.



Ø 42 cm / 16.5"



Ø 23 cm / 9"

Material

The lampshade is made from mouth-blown, white silk mat opal glass. PVC cord.

Light Source - White canopy included

Ø42 - EU/US: E27/E26, max. 60W Incandescent, 13W SBCFL or 18W SBLED. Light source not included. Recommended light source: Type A, Ø70 x 115 mm, E27/E26, max. 60W Incandescent, 13W SBCFL or 18W SBLED.

Ø23 - EU & US: G9, max. 40W Incandescent. Light source included: G9, 3W LED, 260 lm, 3.000K, 20.000h, CRI >90, dimmable. Cord length 350 cm, wire length 400 cm.


Versions

EU, UK, US, AUS/NZL, CHN

grain pendant lamp

by Jens Fager

The Grain Pendant Lamp is made from a bamboo fiber composite, lending the design an elegant, matte surface.




Black

Dusty Green


Grey

Nature

Blue-Grey



Dark Green



Ø 21 cm / 8.25"

Material

Lampshade is made in a mixture of bamboo fibers and polypropolene. PVC cord.

Light Source - White canopy included

EU/US: G9, max. 5W SBLED. Light source included: 3W LED, 260 lm, 3.000K, 20.000h, CRI >90, dimmable. Cord length 400 cm.


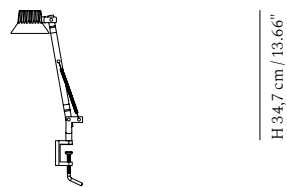
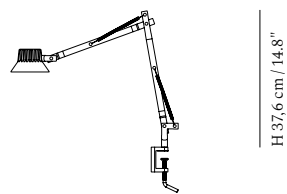
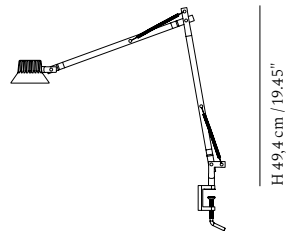
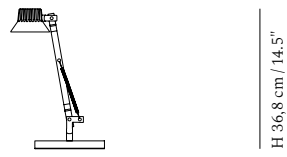
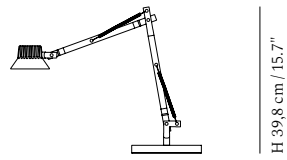
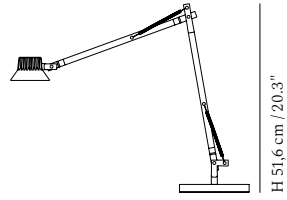
Versions

EU, UK, US, AUS/NZL, CHN

Please note that the availability of this product or specific variants of it may vary across regions.

dedicate table lamp

by Thomas Bentzen



Black



Brown Green

Material

The lamp head and hinges are in die-casted aluminum, and the lamp arms are in extruded aluminum. All powder-coated. Diffuser in injection molded plastic. Table base in machined steel. Clamp in die-casted aluminum and screw in stainless steel.

Light Source

14W integrated, non-user replaceable, dimmable LED, 750 lm, 3.000K, 35.000h, CRI >90. The lamp comes with a built-in 8-hour timer. Cord length 250 cm.

Versions

EU, UK, US/CA, AU/NZL

A contemporary take on the classic architect lamp, where design meets functionality seamlessly. Meticulously engineered, the lamp offers integrated cooling ribs, quality lighting, dimming, and an auto-turn-off feature—while guaranteeing steadiness through its flexible arms.

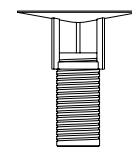




set table lamp

by Jamie Wolfond

With its distinctive blend of industrial and sculptural design, the Set Lamp features an upward-facing light that shines through an aluminum shade, emitting a bright yet indirect glow.



Ø 34 cm / 13.39"

H 37.9 cm / 14.92"

Material

The lamp body and shade are in anodized aluminum. The underside of the shade is powder-coated aluminum. Light can be controlled using the inline dimmer or rotating the lamp shade.

Light Source

18W integrated, non-user replaceable, dimmable LED with Right to Repair. 800 lm, 2.700K, 50.000h, CRI >90. Cord length 250 cm.

Versions

EU, UK, US/CA

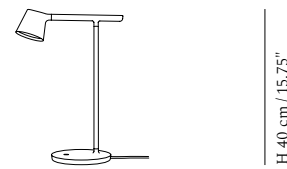
tip table lamp

by Jens Fager

Offering direct as well as ambient light, the Tip Table Lamp's adjustable head and arm feature an opal diffuser and dimmer function that effortlessly alters the volume of light.



Black White Grey Copper Brown Light Green



D 29,5 cm / 11.5"
Stand Ø 16 cm / 6.25"

Material

Powder coated aluminum. PVC cord.

Light Source

Integrated LED, max. 8W. Light source included: Integrated non-replaceable LED, 8W, 220 lm, 3.000K, 35.000h, CRI 90, dimmable. Cord length 250 cm.

Versions


EU, UK, US, AUS/NZL

Please note that the availability of this product or specific variants of it may vary across regions.

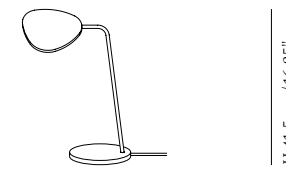
leaf table lamp

by Broberg & Ridderstråle

Inspired by the leaves of a tree and featuring a dimmable LED light, the Leaf Table Lamp is an easy match with a desk, bedside or any table space.



Black White Grey Copper Brown Dark Green



Lampshade 15,5 x 18,5 cm / 6" x 7.25"
Stand 18 cm / 7"

Material

Pressure die-casted aluminum, PVC cord.

Light Source

Integrated LED, max. 8W. Light source included: Integrated non-replaceable LED, 8W, 370 lm, 3.000K, 54.000h, CRI >90, dimmable. Cord length 250 cm.

Versions

EU, UK, US, AUS/NZL

Please note that the availability of this product or specific variants of it may vary across regions.

linear table lamp

by Thomas Bentzen

The Linear Table Lamp and its familiar form alludes to the archetypal library lamp, featuring a dimmable LED and a USB-C plug for charging electronic devices.



Black

Grey



H 36,5 cm / 14.4"

W 23,2 cm / 9.1"

Material

Lamphead in pressure-die casted, powder coated aluminum. Stem in powder coated steel. Polycarbonate diffuser and PVC cord.

Light Source

EU/US: Light source included: Integrated non-replaceable LED, 6,25W, 242 lm, 3.000K, 48.000h, CRI 90, dimmable. Built-in 18W USB-C charger. Cord length 250 cm.



Versions

EU, UK, US

strand table lamp

by Benjamin Hubert

The Strand Table Lamp is a sculptural design fitted with a hidden light source that illuminates the whole of its monolithic form. The design brings a sense of comfort, harmony and a refined sensitivity to any room.



Ø 29 cm / 11.6"

H 39 cm / 15.4"

Material

Cocoon layer with inner steel structure, base in iron and aluminum, PVC cord with inline dimmer.

Light Source

EU/US: E27/E26, max. 13W SBLED. Light Source not included. Recommended light source: Type G80, Ø80 x 115 mm, E27/E26, 8W frosted LED. Light source must be dimmable. Cord length 250 cm.

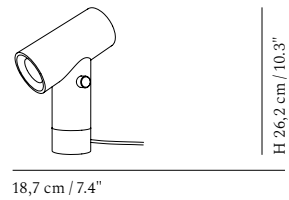
Versions

EU, UK

beam table lamp

by Tom Chung

Beam is a versatile table lamp with a contemporary expression. Intuitively user-friendly, a turn of its playful dial makes light beam from both of its ends.



Material

Body in anodized aluminum. Cord in PVC.

Light Source

EU/US: Light source included: Integrated non-replaceable LEDs, 10.5W, 425 lm, 2.700 K, 35.000h, CRI >90, dimmable. Cord length 250 cm.

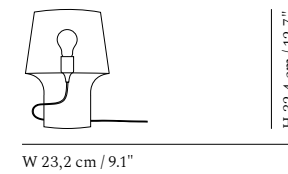
Versions

EU, UK, US, EURASIA

cosy in grey table lamp

by Harri Koskinen

With its modern shape in mouth-blown glass, the Cosy In Grey Table Lamp provides gentle lighting through its dimmable naked bulb, encased in smoked grey glass.



Material

Soda lime glass, transparent PVC cord with a dimmer, plastic socket and an internal clear plastic construction to secure cord and socket.

Light Source

EU/US: E27/E26, max. 60W. Light Source not included. Recommended bulb available at Muuto. Light source must be dimmable. Cord length 250 cm.


Versions

EU, UK

focus table lamp

by Andreas Bergsaker

With a protruding base that is perfect for storing small items, the Focus Table Lamp seamlessly fits on a windowsill or shelf in need of a bit of light.



Ø 16 cm / 7.75"

H 29 cm / 11.5"

Material

Turned ash wood, PVC cord

Light Source

GU10, max. 3W Incandescent. Light source included: GU10 LED, 2W, 150-300 lm, 2.500K, CRI >80, dimmable. Cord length 250 cm.

Versions

EU, UK

control table lamp

by TAF Studio

A unique and playful lamp with references to hi-fi and industrial design, the Control Table Lamp has a friendly dimmer that hints towards volume controls.

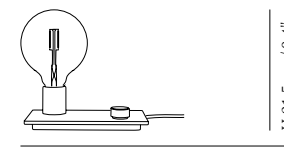


Black

White

Grey

Red



W 21 cm / 8.3"
D 14 cm / 5.5"

H 21,5 cm / 8.4"

Material

Casted aluminum, PVC cord

Light Source

EU/US: E27/E26, max. 40W Incandescent or 6W SBLLED. Light source included: G125 LED, 2W, 180 lm, 2.500K, 30.000h, CRI >90, dimmable. Cord length 250 cm.

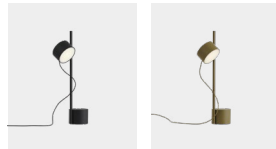
Versions

EU, UK, US, AUS/NZL

post table lamp

by Earnest Studio

The Post Table Lamp redefines lighting with an archetypal yet innovative design, featuring a magnetic joint for customizable positioning, dimming, and rotation.



Black

Brown Green



W 9,5 cm / 3.7"
Lighting unit Ø 9,5 cm / 3.7"

H 45,2 cm / 17.8"

Material

Base in powder coated steel. Lighting unit in powder coated magnesium with silicone cord and opal diffuser. Cable drops in ABS with magnet. Power supply with ABS connector and PVC cord.

Light Source

6,7W non-replaceable LED module, 330 lm, 2.700K, 54.000h, CRI 90, dimmable. Cord length 250 cm.

Versions

EU, UK, US/CA, AU/NZL

piton portable lamp

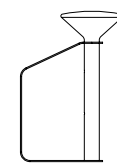
by Tom Chung

Piton Portable Lamp is an untraditional take on the battery-powered portable lamp, playfully referencing the archetypal flashlight.



Black

Aluminum



W 32,1 cm / 12.6"
D 13,2 cm / 5.2"

H 21,8 cm / 8.6"

Material

Body made from anodized extruded aluminum. Lampshade made in injection molded plastic with an integrated and replaceable LED light bulb. Comes with a woven fabric USB-C cable for charging.

Light Source

Light source included: Integrated, replaceable 3.2W LED module, 210 lm, 2.700K, 75.000h, CRI >90, dimmable. Battery: Type Li-ion 18650, 3.7V DC, 5200 mAh, 6 operating hours in total maximum brightness.

Versions

EU, UK, AUS/NZL

ease portable lamp

by Johan Van Engel

Ease Portable Lamp has a carryable size suitable to take wherever. Ease offers a high-quality dimmable, no-glare light with 3 levels, striking a balance between atmospheric and functional light.



Black

Grey

Taupe

Light Blue

Material

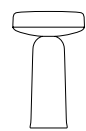
Body and lampshade made in injection-molded ABS plastic. Diffuser in opal acrylic. Charging dock made in injection-molded ABS plastic with USB-C cable.

Light Source

4W integrated, non-replaceable LED module, 230 lm, 2.700K, 52.000h, CRI >90, dimmable. Battery: Type Li-ion, 7800 mAh, 8 operating hours in total maximum brightness. Portable Charging Station for up to 8 lamps available.

Versions

EU, UK, US, AUS/NZL



Ø 13,16 cm / 5.18"

H 21,5 cm / 8.46"

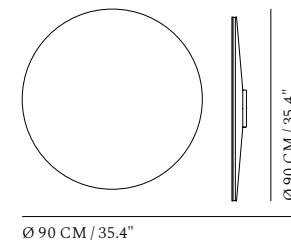




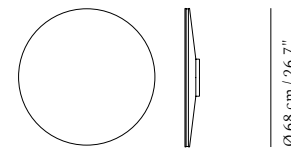
calm wall lamp

by Aleksej Iskos

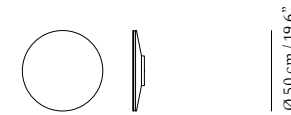
The Calm Wall Lamp has a sculptural identity that brings a soft and calming yet powerful presence to any atmosphere.



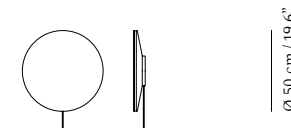
Ø 90 CM / 35.4"




Ø 68 cm / 26.7"



Ø 50 cm / 19.6"



Touch Dim w. cord and plug
Ø 50 cm / 19.6"



White/Black

White/Grey

White/Orange

Material

Extruded aluminum profile, steel mounting plates. Injection molded ABS cover, soft diffusing textile shades (front and back). Colored silicone band.

Light Source

Ø50 – touch dim w. cord and plug: 19W integrated, non-replaceable LED module, 680 lm, 2.200-3.000K, 60.000h, CRI >90, dimmable. Cord length 250 cm.

Ø50 – 19W integrated, non-replaceable LED module, 710 lm, 2.200-3.000K, 60.000h, CRI >90, dimmable.

Ø68 – 28W integrated, non-replaceable LED module, 1.000 lm, 2.200-3.000K, 60.000h, CRI >90, dimmable.

Ø90 – 35W integrated, non-replaceable LED module, 1.400 lm, 2.200-3.000K, 60.000h, CRI >90, dimmable.

Ø50 touch dim version comes with a touch button and cable with a plug (no dimmer on the cable). All other sizes/variants come as hardwired (Wall dim). Cord with inline dimmer and plug can be purchased separately and works for hardwired versions.

Versions

Ø50 - touch dim: EU, UK

Ø50, Ø68 & Ø90: EU, UK, AUS/NZL

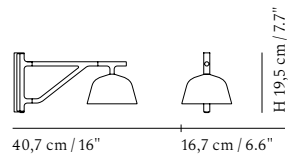
ambit wall lamp

by TAF Studio

The Ambit Wall Lamp is designed with a quiet, modern expression and subtle details. Through its rotating arm and head, the lamp brings functional, yet refined light to any room.



Black White Grey Taupe



Material

Lampshade, arm fixture and wall mount piece are made from aluminum. Cord is made from PVC.

Light Source

EU/US: GX53, max. 12W SBLED. Light source included for EU version: GX53, 5,5W LED, 330 lm, 2.700K, 30.000h, CRI >90, dimmable. Light source not included in US version. Recommended light source: Ø75 x 30 mm, GX53, max. 12W SBLED. Cord length 250 cm.

Versions

EU, UK, US Versions: EU, UK, US

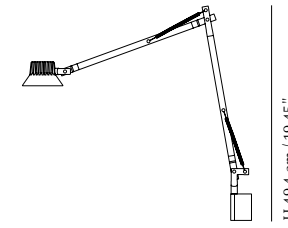
dedicate wall lamp

by Thomas Bentzen

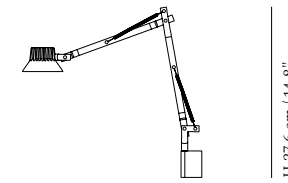
The Dedicate Wall Lamp is a contemporary take on the classic architect lamp, where design meets functionality seamlessly. This space-saving design is particularly advantageous in smaller rooms, ensuring a clutter-free and well-organized environment.



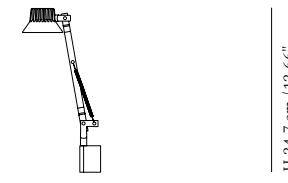
Black Brown Green



L 50,6 cm / 19,92"



L 38,9 cm / 15,31"



L 11,1 cm / 4,37"

Material

Lamp head and hinges in die-casted aluminum, lamp arms in extruded aluminum. All powder-coated. Diffuser in injection molded plastic. Wall Mount in die-casted aluminum.

Light Source

14W integrated, non-user replaceable, dimmable LED, 750 lm, 3.000K, 35.000h, CRI >90. The lamp comes with a built-in 8-hour timer. Cord length 250 cm.

Versions

EU, UK, US/CA, AU/NZL

post wall lamp

by Earnest Studio

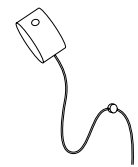
Exploring the utmost flexibility of a magnetic joint, the Post Wall Lamp can be positioned, dimmed and turned according to one's exact needs.



Black



Brown Green



9,5 cm / 3.7"

H 5,4 cm / 2.1"

Material

Lighting unit in powder coated magnesium with silicone cord and acrylic opal diffuser. Wall mounting bracket in powder coated steel. Wall cable drops in powder coated steel with magnet and repositionable adhesive tape. Power hub in powder coated plastic with PVC cord.

Light Source

Integrated LED, max. 6,7W (single unit incl. Power Hub). Light source included: Integrated LED, 6,7W, 330 lm, 2.700 K, 54.000h, CRI 90, dimmable.

6,7W non-replaceable LED module (single unit), 330 lm, 2.700 K, 54.000h, CRI 90, dimmable. Cord length 250 cm.

Versions

EU, UK, US, EURASIA, AUS/NZL



tip wall lamp

by Jens Fager

The Tip Wall Lamp features an adjustable head with opal diffuser and dimmer function, allowing one to adjust the light to fit any atmosphere, function or room.



Black White Grey Copper Brown Light Green



D 16 cm / 6.3"
Lamp head Ø 9,5 cm / 3.7"

H 9,5 cm / 3.7"

Material

Powder coated aluminum. PVC cord. Backplate in injection-molded plastic. Wall bracket in chrome steel.

Light Source

Integrated LED, max. 8W. Light source included: Integrated non-replaceable LED, 8W, 220 lm, 2.700K, 35.000h, CRI 90, dimmable. Cord length 250 cm.

Versions

EU, UK, US, AUS/NZL

Please note that the availability of this product or specific variants of it may vary across regions.

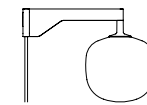
rime wall lamp

by TAF Studio

The Rime Wall Lamp is inspired by the shape of acorns for its subtle lines while hinting towards the shaded expression of ice and rime for the glass of the design, allowing for light to shine slightly through with a refined touch.



Black White Orange Grey



L 23,9 cm / 9.1"

H 16,2 cm / 6.4"

Material

Shade in mouth-blown, sandblasted glass. Arm in pressure die-casted and powder-coated aluminum. Wall bracket in chrome-plated steel. Cord in PVC.

Light Source

EU: G9, max. 25W. Included light source: 3W frosted LED, 190 lm, 2700K, CRI 90, dimmable. Cord length 250 cm


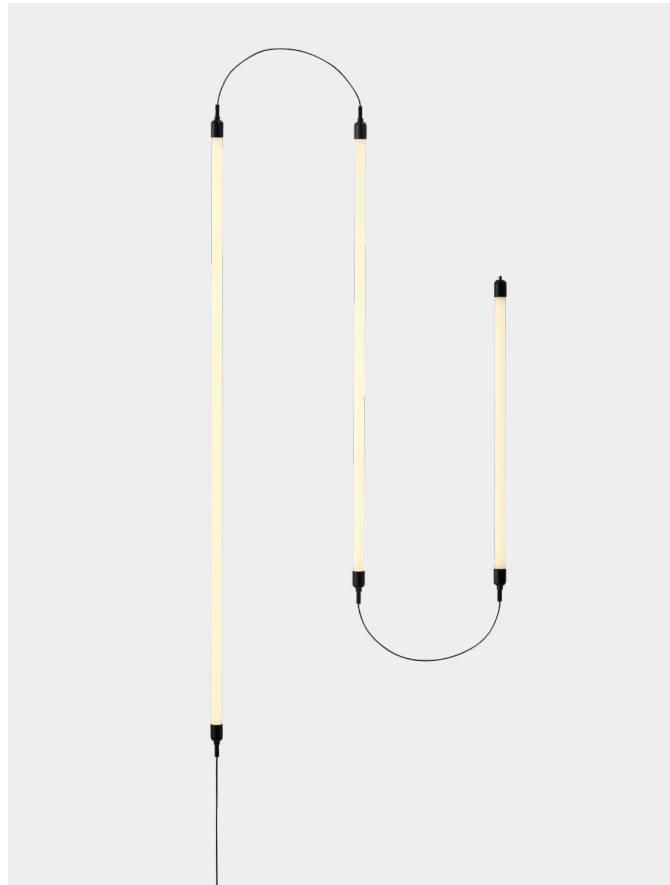
Versions

EU, UK

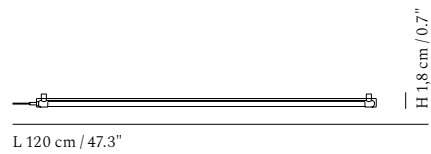
fine wall lamp

by TAF Studio

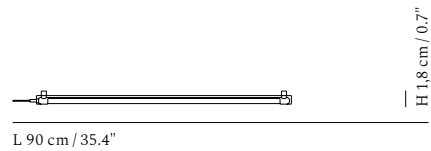
Fine Wall/Ceiling Lamp is a take on a classic tube light combining industrial minimalism with refined detailing for a truly elegant expression. Available in 3 single-use sizes and 6 pre-made configurations, Fine offers endless possibilities for creative placement.



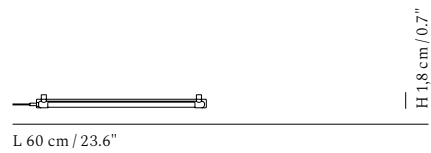
Black



H 1,8 cm / 0,7"



H 1,8 cm / 0,7"



H 1,8 cm / 0,7"

Material

Body in pressure-die casted and extruded, powder-coated aluminum. Diffuser in extruded opaque plastic. Single profiles come with an inline dimmer and plug. Configurations come with a wall/ceiling mounted driver integrated in white plastic driver box. Configurations are dimmable when hardwired—no dimmer on cable.

Light Source

60 cm—15W integrated, dimmable, non-user replaceable LED module designed for Right to Repair, meaning that light source can be replaced by an electrician only. Cord length 200 cm.

90 cm—20W integrated, dimmable, non-user replaceable LED module. Cord length 200 cm.

120 cm—25W integrated, dimmable, non-user replaceable LED module. Cord length 200 cm.

Versions

EU, UK, AUS/NZL



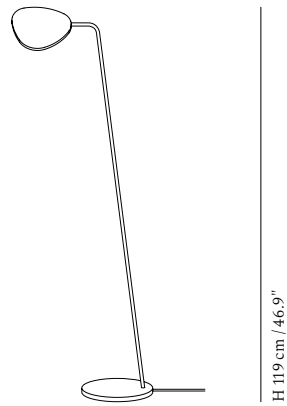
leaf floor lamp

by Broberg & Ridderstråle

With its elegant body and the organic shape of its head, the Leaf Floor Lamp brings a gentle and dimmable light to any space.



Black White Copper Brown Dark Green



Lampshade 15,5 x 18,5 cm / 6" x 7.25"
Stand 22 cm / 8.75"

Material

Pressure die-casted aluminum, PVC cord.

Light Source

Integrated LED, max. 8W. Light source included: Integrated non-replaceable LED, 8W, 370 lm, 3.000K, 54.000h, CRI >90, dimmable. Cord length 250 cm.

Versions

EU, UK, US, AUS/NZL

Please note that the availability of this product or specific variants of it may vary across regions.


tip floor lamp

by Jens Fager

The Tip Floor Lamp features a dimmable light source for both ambient and direct lighting. Designed with a height that allows the user to dim and turn the lampshade and arm while seated.



Black Grey



D 32 cm / 12.6"
Stand Ø 20 cm / 7.9"

Material

Powder coated aluminum. PVC cord.

Light Source

Integrated LED, max. 10,9W. Light source included: Integrated non-replaceable LED, 10,9W, 330 lm, 2.700K, 35.000h, CRI 90, dimmable. Cord length 250 cm.

Versions


EU, UK



post floor lamp

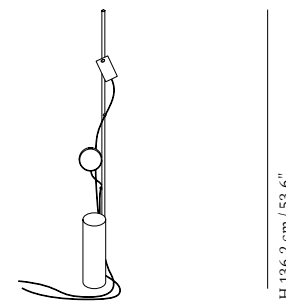
by Earnest Studio

The Post Floor Lamp is an innovative modular lighting design with an archetypal appearance, graphic lines and forward-thinking functionalities.



Black

Brown Green



D 9,5 cm / 3.7"

H 136,2 cm / 53.6"

Material

Base in powder coated steel. Lighting unit in powder coated magnesium with silicone cord and acrylic opal diffuser. Cable drops in powder coated plastic with magnet. Power hub in powder coated plastic with PVC cord.

Light Source

Integrated LED, max. 13W (two units incl. Power Hub). Light source included: Integrated LED, 13W, 660 lm (330 lm/unit), 2.700 K, 54.000h, CRI 90, dimmable.

13W non-replaceable LED modules (two units), 330 lm, 2.700 K, 54.000h, CRI 90, dimmable. Cord length 250 cm (lamp), 200 cm (connection HUB).

Versions

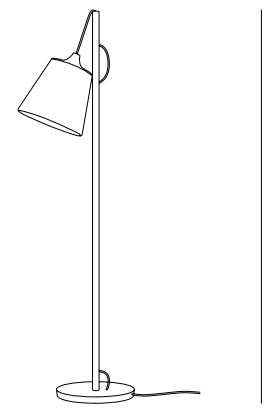
EU, UK, US, EURASIA, AUS/NZL



pull floor lamp

by Whatswhat

Fusing the ideas of Scandinavian design with a playful approach, the Pull Floor Lamp combines the warmth of oak with an adjustable shade for a cozy light.



Shade Ø 27 cm x H 24 cm /
Ø 10.5" x H 9.5"
Base Ø 31,5 cm / 12.5"

H 150 cm / 59"

Material

Oiled Oak wood or Grey Lacquered Oak wood with steel insert, textile covered plastic shade and textile cord.

Light Source

EU/US: E27/E26, max. 60W Incandescent. Light source not included.
Recommended light source: Type A60, Ø65 x 97 mm, E27/E26, max. 60W Incandescent. Cord length 200 cm.

Versions

EU, UK, US, AUS/NZL



Artworks by

A Hint of Neon
 AKSO SCULPTURES
 Akua Objects
 Alecio Ferrari and Michele Foti
 Amalie Vogé
 Anne Brandhøj
 Anne Havskov
 Arkk Copenhagen
 Aske Hagenboel
 Astrid Marie Christiansen
 Bibi Katholm
 BLÆS - Reffen Glass Studio
 Casa Cubista
 Christina Ahm
 Elsa Binder
 Helle Gram Keramisk Design
 Jehrbo Works
 Jeba Arkitektter
 Jonas Sangberg
 Kia Handler Krøjgaard
 Made By Chrillesen
 Marbles Cph
 Nanna Gabriella
 Pia Eikaas
 Pil Pecht-Storm
 Plakat Cph
 Run Studio
 Skitse
 Stine Bidstrup
 Studio.vipaon
 Søs Heidi Ravn
 The Ode To
 Thrane Keramik
 Trine Bork

Photography

Petra Bindel
 Mikkel Tjellesen
 Benjamin Lund

Styling

Pernille Vest

Printing

Mark Production, September 2024.
 Subject to publisher's and printer's errors.

Join Us

Sign up for our newsletter or follow us on social media to stay in the loop on new product releases, case stories and events.

muuto.com/newsletter-sign-up
[instagram.com/muutodesign](https://www.instagram.com/muutodesign)
[pinterest.com/muuto](https://www.pinterest.com/muuto)
[facebook.com/muuto](https://www.facebook.com/muuto)
[linkedin.com/company/muuto](https://www.linkedin.com/company/muuto)

Availability

Please note that all variants are subject to stock availability and certification across regions. Please check availability with your local retailer.

Prices

Check our website muuto.com for the most recent and valid prices in your location.

Downloads

Find more product information, product fact sheets, assembly instructions, lifestyle images, packshots and much more on our download site.

download.muuto.com



Browse our Lighting
 Catalog online.

Muuto Head Office
 Østergade 36-38
 DK-1100 Copenhagen,
 Denmark

For more information
 visit muuto.com

Designers:

Aiayu
Aleksej Iskos
Anderssen & Voll
Andreas Bergsaker
Andreas Engesvik
Atelier BLI19
Benjamin Hubert
Big-Game
Broberg & Ridderstråle
CARA \ DAVIDE
Cecilie Manz
Claesson Koivisto Rune
David Geckeler
Dimitri Bähler
Earnest Studio
Form Us With Love
Hallgeir Homstvedt
Iskos-Berlin
Jamie Wolfond
Jens Fager
Johan Van Hengel
John Tree
Julien De Smedt
Kaksikko
Lars Tornøe
Louise Campbell
Margrethe Odgaard
Mattias Ståhlbom
Mika Tolvanen
MSDS Studio
Normal Studio
Rhys Cooper
Sam Hecht & Kim Colin
Studiopepe
Sylvain Willenz
Søren Rose Studio
TAF Studio
Thomas Bentzen
Tina Ratzer
Tom Chung
WhatsWhat

